


Professional Driver's Manual

Working with drivers to make our roads safer.



**Manitoba
Public Insurance**

Introduction

As an applicant for a professional (Class 1, 2, 3 or 4) driver's licence, you will need to know the information given in this manual and the *Driver's Handbook*. These manuals contain the basics of safe, professional driving.

As a professional driver you will have to ensure that your vehicle is properly maintained by performing pre-trip and post-trip inspections and, when necessary, in-service and pre-hill inspections.

Drivers must know and obey all laws and regulations for the areas in which they are operating and can be held responsible if they do not obey.

Before learning to drive a Class 1, 2, 3 or 4 vehicle, you must get authorized instruction in the class of vehicle you want to be licensed in. This manual will explain the types of driver's licences available and how to go about getting one. When you are ready, Driver and Vehicle Licensing will test your ability to operate the class of vehicle you wish to drive.

This manual has no legislative sanction. For interpreting and applying the law, consult *The Highway Traffic Act*, *The Drivers and Vehicles Act* and their respective Regulations.








Sales of this manual are final and not refundable.

Table of Contents

Introduction	Inside front cover	Fire Prevention	21
The Class Licence System	Foldout in front	Lighting, Reflectors and Markers	21
Basic Licensing Requirements	Foldout in front	Trucks and Buses	22
Table of Contents	1	Trailers	24
How to Book Your Test Appointment	3	Headlights	26
Winnipeg	3	Night Driving	26
Portage la Prairie or Thompson	3	Vehicle Operation	27
Arborg, Beausejour, Brandon, Dauphin, Steinbach, Winkler or at a Mobile Test Unit	4	Steering – Hand Position	27
Key points about your tests	4	Accelerator	28
Section One		Clutch	28
Class 1 to 4 Driver’s Licence Requirements	5	Double-Clutching	28
Medical Standards	6	When to Change Gears	29
Medical Examination Report	6	Engine RPM	29
Hearing	6	Automatic Transmission	29
Vision	6	Manual Transmission	30
Medical Re-Examinations	6	Shift Before Starting Down a Hill	30
Knowledge Test	6	Shift Before Entering a Curve	30
Authorized Instruction	6	Shift Before or After Railway Crossings	30
Road Test	7	Visibility and Safety	30
Commercial Driver’s Licence (CDL- U.S.)	7	Danger Zone	32
Commercial Driver Abstract	8	Shrinking the Danger Zone	33
Vehicles with Air Brakes	8	Speed-Weight-Distance	33
Section Two		Timed-Interval Following Distance	34
Efficient and Safe Vehicle Operation		Four-Second Rule When Driving a Taxi, Ambulance or Van	34
for all Classes of Vehicles	9	If You Drive a Bus, Truck or Truck and Trailer	35
Fuel Efficiency	10	Traffic Tempo	35
Making smart choices	10	Tailgaters	36
Caring for your vehicle	10	Slow-Moving Vehicles	37
Smart driving practices	11	Braking	37
Keeping up with road conditions	11	Anti-Lock Braking System (ABS)	38
Driving defensively	12	Combination Braking	38
Driving While Impaired	13	Runaway Lanes	39
Alcohol	13	Engine Retarders	40
Prescription Drugs	13	Checking Tires, Wheels and Fasteners	40
Illegal Drugs	13	Common Driving Conditions	43
What are the Consequences	13	Passing	43
Licence Suspension for Other <i>Criminal</i>		Being Passed	43
<i>Code of Canada</i> Convictions	14	Lane Changing	44
Driving While Suspended — Consequences	14	Curves	44
Safety Considerations	15	Intersections	45
Carbon Monoxide Poisoning	15	Backing	46
Emotions	15	Parking Lots, Alleys and Side Roads	49
Drowsiness and Fatigue	15	Unattended or Parked Vehicles	49
Hours of Service Regulation	16	Railway Crossings	50
Border Crossings	16	Adverse Weather Conditions	53
Seat Belts	17	Reduced Visibility	53
Air Bags	17	Winter Driving	54
Distractions	18	Winter Ice Road Driving	54
Safety Equipment	19	Gusting or Strong Winds	56
Vehicle Fires	20	Hydroplaning	56
Fire Extinguishers	21	Wet Brakes	57
		Skids and Their Causes	58
		Overbraking	58

Overaccelerating	58	Documentation	92
Oversteering	59	Transporting Explosives	93
Skid Control and Recovery	59	Transporting Livestock	93
To Avoid Skids	59	Transporting Hanging Meat	94
Jackknifing	61	Transporting Bulk Material	94
Test Yourself on Section Two	61	Transporting Liquids	94
		Special Driving Considerations for Tank Trucks	94
Section Three		Transporting Dry Bulk	95
Additional Information for Class 1 and 3 Drivers	63	Highway Train	95
Types of Vehicles	64	Dangers of Skidding and Jackknifing with a Highway Train	96
Turning	65	Highway Train Loading	96
Turning Radius	65	Tow Truck	96
Off-Track	65	Test Yourself on Section Three	97
Turning at Intersections	66		
Turning Safely	66	Section Four	
Right Turns	67	Additional Information for Class 2 and 4 Drivers	99
Button Hook	68	Buses	100
Extended Approach	68	School Buses	100
Lane Straddling	69	Railway Crossings	100
Left Turns	70	Taxicab	101
Button Hook	70	Emergency Vehicles	101
Extended Approach	71	Driving a Bus	102
Lane Straddling	72	Right Turns	102
Backing a Tractor and Trailer	73	Left Turns	102
Straight Line Backing Skill Test	74	Leaving the Curb	103
Connecting Vehicles	74	Parked Car Hazards	103
Coupling a Tractor and Trailer	75	Passenger Safety	104
Uncoupling a Tractor and Trailer	76	Inside Lights	104
Vehicle and Load Dimensions	77	Cleanliness of Vehicles	104
Height	78	Vehicle Inspection	104
Overheight	79	Defects and Breakdowns	104
Width	79	Fuelling	104
Overwidth	79	Baggage	104
Length	80	Loading and Unloading Passengers	105
Overlength	80	Safety Provisions	105
Pilot Vehicles	80	Driver's Vision	105
Weight	80	Standing Passengers	105
Overweight	80	Refusal to Transport Passengers	105
Period of Spring Road Restrictions	81	Passengers With Disabilities	105
Liability for Damage by Overweight Vehicles	81	Test Yourself on Section Four	106
Bridges	81		
Weigh Stations	81	Section Five	
About Loads and Loading	82	Vehicle Pre-trip Inspection	107
Weight Distribution	82	Pre-trip Circle Check Illustration	108
Approximate Distribution of Total Weight-Vehicle Plus Payload	84	Vehicle Condition	110
Securing Loads	85	Pre-trip Circle Check Examination	110
Load Projections	86	Pre-trip Circle Check Tear Out Sheet	119
Night Travel by Oversize Vehicle	86	In-Service Inspections	121
Farm Equipment on Roads	86	Post-Trip Inspection	121
Fastening Tailgate	86	Pre-Hill Inspection	121
Transporting Dangerous Goods	87	Section Six – For Your Information	123
Classifying Dangerous Goods	88	Driver Training Schools	124
Safety Marks	88		
Special Labels and Placards	91	Metric Conversion Table	125
Dangerous Goods Routes	92	Organ and Tissue Donation	127

The Class Licence System

Manitoba Licence Class	Allows the Licence Holder to Operate	Minimum Age	Medical Requirements	Requirements	Test Charges
1 	Semi-trailer trucks including all vehicles in Classes 2, 3, 4, and 5.	18	Must meet medical and vision standards. Medical report required on initial application and periodically thereafter based on the age of the driver.	<ul style="list-style-type: none"> • Must hold a minimum Class 5 Intermediate or Class 5 Authorized Instruction licence to obtain authorized instruction in Classes 1–4. • Must pass knowledge test. • Requires supervising driver for Authorized Instruction. • Must pass road test. For Classes 1, 2, 3 or 4 (buses and trucks only), the test includes a pre-trip inspection of vehicle (and air brake system if applicable) by the applicant. 	Class 1 Road test \$50
2 	Buses ¹ having a seating capacity of over 24 passengers (while carrying passengers), school buses ² having a seating capacity over 36 passengers (while carrying passengers). Includes all vehicles in Classes 3, 4 and 5.				Class 2 Road test \$45
3 	Trucks with more than two axles, including any combination of vehicles, OR a truck with two axles towing a vehicle with a registered gross vehicle weight of more than 4,540 kg (but does not include a semi-trailer truck). Includes all vehicles in Classes 4 and 5.				Class 3 Road test \$45
4 	Taxis, ambulances, and other emergency vehicles, buses ¹ with a seating capacity between 10 and 24 passengers (while carrying passengers) and school buses ² with a seating capacity between 10 and 36 passengers (while carrying passengers). Includes all vehicles in Class 5.				Class 4 Road test \$35
5 	<p>Passenger cars, a bus while not carrying passengers, trucks with two axles, and any combination of vehicles consisting of a truck with two axles and a towed vehicle with a registered gross vehicle weight of up to 4,540 kg. May operate Class 3 vehicles if registered as a farm truck and the driver holds a Class 5 Intermediate or Full Stage Licence.</p> <p>May operate a Moped³, if 16 years of age or older.</p> <p>Note: A person must hold a valid minimum Class 5 Intermediate Stage driver's licence to operate a special mobile machine, implement of husbandry or tractor on a provincial highway, or a highway within the municipal boundaries of a city, town, village or urban municipality. For further information please call 204-985-7000 or toll-free 1 800-665-2410.</p>	16 or 15½ if enrolled in high school driver education course	<ul style="list-style-type: none"> • Medical report required when requested. • Must meet vision standards. 	<ul style="list-style-type: none"> • Must pass knowledge and sign tests for Class 5 Learner licence (minimum nine-month Learner Stage). (Must wait seven days for re-tests.) • Requires supervising driver for a Class 5 Learner Stage or Authorized Instruction. • Requires supervising driver for a Class 5 Intermediate if carrying more than one passenger between the hours of 12 midnight and 5 a.m. • Must pass road test to advance to the Intermediate Stage (minimum 15-month Intermediate Stage). (Must wait 14 days for re-test). 	Class 5 Road test \$30
			Knowledge Test \$10		
6 	Motorcycles.	16	<ul style="list-style-type: none"> • Medical report required when requested. • Must meet vision standards. 	<ul style="list-style-type: none"> • Driver must hold a valid licence of any class and stage. • Must pass knowledge test. (Must wait seven days for re-tests.) • Must obtain Class 6 M Stage licence in order to complete motorcycle training course. The course is required before Learner Stage Licence is issued. (Contact Manitoba Safety Council for motorcycle course charges.) • Minimum nine-month Learner Stage. • Must pass road test to advance to the Intermediate Stage (minimum 15-months Intermediate Stage). (Must wait 14 days for re-test.) 	Class 6 Road test \$30
					Knowledge Test \$10
Air Brake Endorsement 	Air Brake Endorsement—permits the holder to drive vehicles equipped with Air Brakes in the class of vehicle for which the person is licensed. Drivers of a Class 3 truck registered as a farm truck equipped with air brakes are exempt from this requirement.			<ul style="list-style-type: none"> • Must pass knowledge test. • Must pass Air Brake practical test for "A" (Authorized) endorsement. • Must pass adjustment of the manual slack adjusters for "S" (Slack Adjuster) endorsement. • There is no additional charge for the Air Brake practical test if it is completed at the same time you are road-tested for a higher class of licence. 	Practical Test \$30
					Knowledge Test \$10

1. A bus is any vehicle with a seating capacity of at least 11 persons (including the driver) used primarily to carry passengers. It excludes vehicles used for personal transportation by the owner or with the owner's permission.
 2. School bus certificate is required. For further information contact the Manitoba Education, Training and Youth, Pupil Transportation at 204-945-6900.
 3. Mopeds are not allowed to be driven on highways with a speed limit exceeding 80 km/h, but may cross these highways.

All charges are subject to change.

Basic Licensing Requirements

The Manitoba Class Licence System

Manitoba's Class Driver's Licence System recognizes the professional from the non-professional driver. To promote safety for all road users, drivers must meet vision, medical, knowledge and skill standards in order to operate a particular class of vehicle.

Who Must Take a Driver Test?

You must take a driver test for the class of vehicle you wish to drive if you:

- have never been licensed for the class of vehicle;
- have not held a Manitoba licence within the past four years;
- hold a licence from outside Canada, the United States; or other jurisdictions whose licences are not exchangeable.

You may be required to be re-tested if you:

- have been involved in traffic accidents or have convictions;
- have had your licence suspended; or
- have a disease or disability that may affect your ability to drive safely.

Authorized Instruction

To learn to drive Class 1 to 4 vehicles, drivers must apply for Authorized Instruction in the class of vehicle they want to drive. To obtain Authorized Instruction in classes 1 to 4 a driver must hold a minimum Class 5 Intermediate Stage (I) or Class 5 Authorized Instruction Stage (A) driver's licence, meet medical standards, pass the knowledge test and pay any charges required. To take a road test, the driver must hold a Full Class 5 driver's licence.

Holders of Authorized Instruction for Class 1, 2, 3 and 4 must be accompanied by a person who holds a valid licence and has held a minimum Full Class 5 licence for at least three years, of which two years are the same class of licence being sought. This person is known as the supervising driver and must sit in the seat nearest the driver.

Note: Effective November 1, 2003, a person must hold a valid minimum Class 5 Intermediate Stage driver's licence to operate a special mobile machine, implement of husbandry or tractor on a provincial highway, or a highway within the municipal boundaries of a city, town, village or urban municipality. For further information please call 204-985-7000 or toll-free at 1-800-665-2410.

Application and Test Requirements

A) Age Limits and Licence Requirements

Any person 18 years of age or over who holds a minimum Class 5 Intermediate Stage or Class 5 Authorized Instruction driver's licence and meet the required knowledge, visual and medical standards for that class may apply for Authorized Instruction in Class 1, 2, 3 or 4.

B) Visual and Medical Requirements

All applicants for a Class 1 – 4 driver's licence must file a medical report approved by Manitoba Public Insurance before taking a knowledge test. Applicants who fail to meet the minimum medical standards will be denied a Class 1 to 4 licence.

In addition, a medical report must be filed based on the age of the driver. Drivers with certain medical conditions may have to file more often.

The applicant must also meet the minimum Class 1 to 4 vision standards. Applicants who fail to meet the minimum vision standards, with or without corrective lenses, cannot obtain a Class 1 to 4 licence. If corrective lenses are required for driving, this will be indicated on your licence. A vision report may be needed.

Manitoba Health will NOT pay for third party requests for a medical report including related examinations, tests or telephone calls to the physician. Applicants are responsible for these costs.

C) Knowledge Test

For a **Class 1, 2, 3 or 4 licence and for air brake and school bus knowledge tests**, applicants must pass the knowledge test for the class of licence they are applying for. This is not an open book test and cellular phones or electronic devices cannot be used during the test. The knowledge test charge is \$10 (subject to change) per test. Only one knowledge test per class of licence (Class 1 to 4) is allowed per day. You may repeat a Class 1 to 4 Air Brake or School Bus knowledge test on the next working day.

D) Road Test

Applicants for either a Class 1, 2 or 3 driver's licence, who have never held that class of driver's licence from any jurisdiction must wait at least two weeks after they are issued Authorized Instruction in that class before taking a road test. Drivers must also hold a minimum Full (F) Class 5 driver's licence.

The road test not only measures your ability to operate a specific class of vehicle, it also identifies errors that need to be corrected. You will be required to operate your vehicle in typical traffic situations in a safe and legal manner. You will be judged on your driving skills. Only authorized Manitoba Public Insurance employees may ride with you during the test.

A pre-trip inspection of the vehicle will also be needed for Class 1, 2, 3 and School Bus tests.

Charges for road tests are as follows (subject to change):

Class 1...\$50	Class 2 or 3... \$45	Class 4...\$35
Class 5 or 6...\$30	Air Brake...\$30	

Senior drivers (65 or over) are exempt from knowledge and road test charges.

Please make sure you check-in 15 minutes before your appointment time. You must bring a vehicle in good working order and produce a Vehicle Registration Certificate confirming the vehicle is properly registered and insured. License plates must be properly stickered to confirm registration and insurance as well as the display of any other required stickers (i.e. vehicle inspection stickers). Failure to do so will result in the cancellation of the road test.

Only one road test per class of licence (Class 1 to 4) is allowed per day. You may repeat a road test (Class 1 to 4) on the next working day. An applicant who demonstrates dangerous driving during their road test may have to get permission from the Manager of Driver Testing before attempting another road test.

New Resident

New residents to Manitoba may operate a motor vehicle in Manitoba with their valid out-of-province licence for up to three months before getting a Manitoba driver's licence. Testing requirements may be waived if you surrender a valid and equivalent class driver's licence from another jurisdiction. For further information on new resident drivers, please call 204-985-7000 or toll free at 1-800-665-2410.

To find out how to book your test appointments, see pages 3 and 4.

Change of Address or Name

You must notify your Autopac agent or Manitoba Public Insurance within 15 days of any change in your name or address.

For more information:

Talk to your Autopac agent
In Winnipeg, call us at 204-985-7000
Outside Winnipeg, call us toll free at 1-800-665-2410

Test Appointments

How to Book Your Knowledge or Road Test

- 1 Visit any Autopac agent* to pay for your test and to schedule your test appointment.
 - 2 The agent can provide you details of available appointments at any testing location.
 - 3 You can schedule your test appointment up to eight weeks in advance.
-

Test Locations

Winnipeg

- 15 Barnes Street (*at Bison Drive*)
- 40 Lexington Park (*at Gateway Road*)
- 1284 Main Street
- 930 St. Mary's Road (*French Language Services available*)
- 125 King Edward Street East
- 1103 Pacific Avenue
- 420 Pembina Highway

Outside Winnipeg

- Arborg | 323 *Sunset Boulevard*
- Beausejour | 848 *Park Avenue*
- Brandon | 731-1st *Street*
- Dauphin | 217 *Industrial Road*
- Portage la Prairie | 25 *Tupper Street*
- Selkirk | 1008 *Manitoba Avenue*
- Steinbach | 165 *Park Road West, Unit 2, Clearspring Village Mall*
- Thompson | 53 *Commercial Place*
- Winkler | 355 *Boundary Trail*

Mobile Test Units

Mobile Test Units serve rural customers living outside Service Centre communities. Locations and schedules are available from any Autopac agent.

*For a list of Autopac agents, see mpi.mb.ca.

Key Points About Your Tests

Cost*

- A knowledge test costs \$10.
- Costs for road tests:
 - Class 1 licence: \$50
 - Class 2 or 3 licence: \$45
 - Class 4 licence: \$35
 - Class 5 licence: \$30
 - Class 6 licence: \$30
 - Air Brake: \$30**

**Cost may change*

***There is no additional charge for the air brake test if you are taking a road test for a class 1, 2, 3, 4 or 5 licence and the vehicle you are using for the test is equipped with air brakes*

- No cost applies for tests in these two situations:
 - You're 65 or older; or
 - Our Medical Compliance and Assessments department requires you to take the test

General Testing Information

- There is a 30 minute time limit to complete a knowledge test
- Both knowledge and road tests are conducted during weekdays only (with the exception of holidays) at most locations. Saturday appointments are available at some Winnipeg locations
- Only one knowledge or road test of the same class may be completed per day
- There is a waiting period between the knowledge and road test for some classes of licences
- If you are in Graduated Driver Licensing and are not successful on your knowledge test, there is a seven day waiting period before you may take the test again
- If you are in Graduated Driver Licensing and are not successful on your road test, there is a 14 day waiting period before you may take the test again
- The knowledge test is not an open book test. Cellular phones and electronic devices are not allowed in the test area
- Please check-in 15 minutes prior to your scheduled appointment time

If you need to call one of these locations *other than to book a test appointment*:

- In Winnipeg call 204-985-7000
- Outside Winnipeg call 1-800-665-2410